

Municipal Energy Usage Restated for Calendar Year 2017

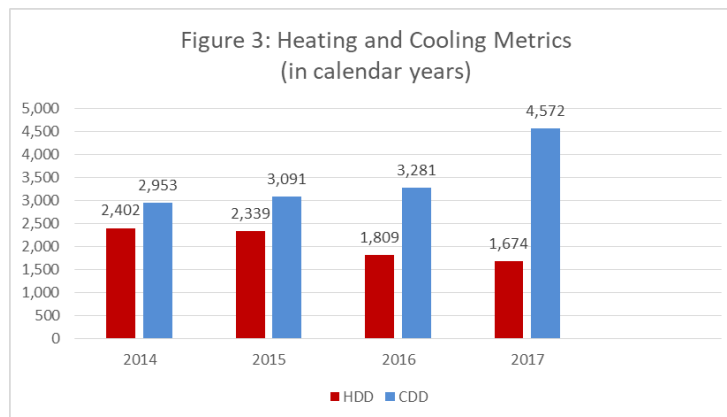
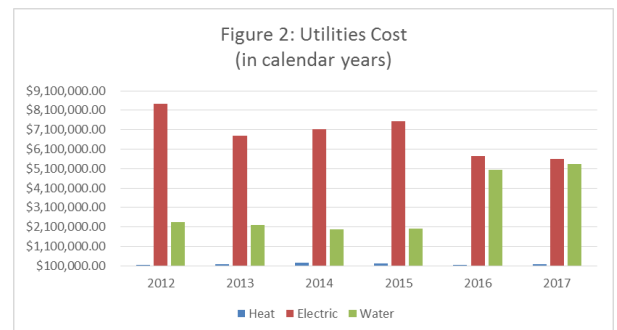
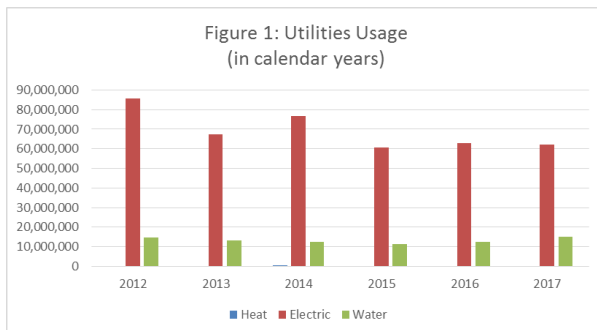
Texas Local Government Code Chapter 2264, Sec. 2264.001. (b) requires governmental entities to “record in an electronic repository the governmental entity’s metered amount of electricity, water, or natural gas consumed for which it is responsible to pay and the aggregate costs for those utility services. The governmental entity shall report the recorded information on a publicly accessible internet website with an interface designed for ease of navigation if available.”

The City of Irving’s vendor for natural gas is Atmos Gas. In calendar year 2017, the City used a total of 245,023 thousand cubic feet (MCF) of natural gas.

The City of Irving’s vendors for electricity are Direct Energy, North Texas Water Municipal District and Fannin County. In calendar year 2017, the City used a total of 62,001,024 kilowatt hours (kWh).

The City’s primary water supply is Lake Chapman. The City also purchases a small amount of its water supply from the City of Dallas under a wholesale services contract. In calendar year 2017, the City used a total of 15.1 billion gallons (bGAL) of water.

The total cost of natural gas, electricity, and water by the City in the calendar year 2017 is \$11,131,489.95. Utilities usage and cost by calendar year is shown below in *Figure 1* and *Figure 2* respectively. Utilities usage is dependent upon weather conditions. *Figure 3* illustrates the heating and cooling metrics of city facilities by calendar year. Heating Degree Days (HDD) and Cooling Degree Days (CDD) reflect the demand for energy to heat or cool a building. HDD and CDD are defined relative to base temperature – the outside temperature above which a building needs no heating or cooling.



Note: 2017 HDD restated from 874 to 1674.

